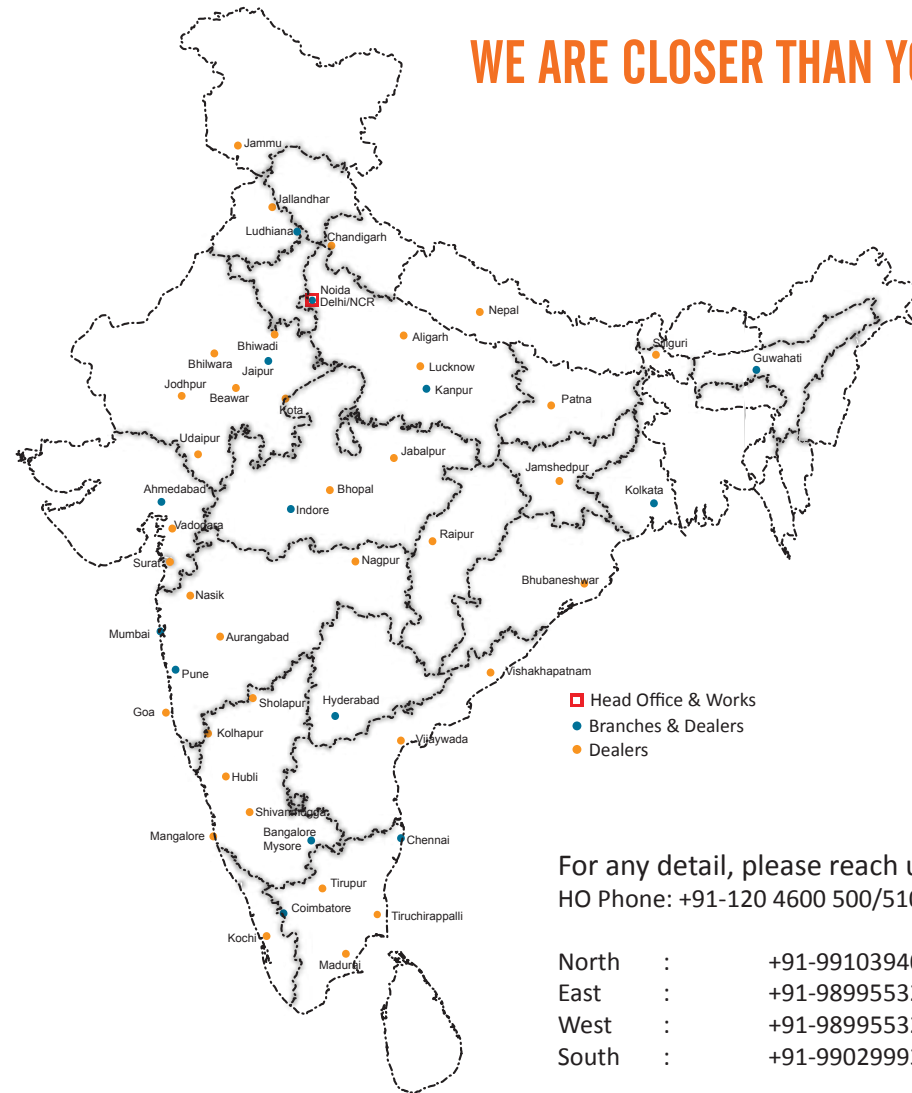


WE ARE CLOSER THAN YOU THINK!



■ Head Office & Works
● Branches & Dealers
● Dealers


For any detail, please reach us at:
HO Phone: +91-120 4600 500/510/511

North : +91-9910394044, +91-9871362399,
 East : +91-9899553261, +91-9899553270
 West : +91-9899553276, +91-9099472222
 South : +91-9902999322, +91-9940654560

More than 75 dealers across India



Hospital Air and Vacuum Systems
go to the
NEXT STAGE



Oil free compressors have got CLASS ZERO certification

TÜV(Independent third party test house) has just certified that air quality from oil free claw compressors and oil free scroll compressors are in conformity with "Class 0 (ISO8573-1:2010[-:-:0])". ANEST IWATA is able to supply high quality air to the application where oil contents are to be totally removed.



BFP Series (200L/min~5,000L/min)

Oil Free Reciprocating Base Mount Compressor For Hospital



Model	Output	Max working pressure	Free Air delivery*	Recommended Air Receiver Tank Capacity*	Air outlet connection	After cooler	Control System*
	HP (kW)	MPa (psi)	L/min (SCFM)	L (gallons)	B		
Simplex base mount							
BFPA15-10-S50-1	2 (1.5)	1.0 (145)	160 (5.7)	More than 100 (25)	Rc 3/4	Included	None
BFPA22-10-S50-1	3 (2.2)	1.0 (145)	235 (8.3)				
BFPA37-10-S50-1	5 (3.7)	1.0 (145)	370 (13.1)				
BFPA55-10-S50-1	7.5 (5.5)	1.0 (145)	580 (20.5)	More than 250 (65)			
BFPA55-14-S50-1	7.5 (5.5)	1.4 (203)	540 (19.1)				
BFPA75-10-S50-1	10 (7.5)	1.0 (145)	825 (29.1)				
BFPA75-14-S50-1	10 (7.5)	1.4 (203)	725 (25.6)				
BFPA110-10-S50-1	15 (11)	1.0 (145)	1,200 (42.4)				
BFPA110-14-S50-1	15 (11)	1.4 (203)	1,055 (37.3)				

Note: Air delivery is discharge air volume at maximum pressure converted into atmospheric pressure.
If you need guaranteed value, please contact us.
Air delivery is discharge air volume at before dryer purge.
Specifications are subject to change without any notice.

SLM Series (200L/min~10,800L/min)

Oil Free Scroll Compressor systems For Hospital



Model	System	Output	Total Capacity (Main + Back up)		Air receiver tank Capacity
			@0.35MPa (50 psi)	NFPA System Capacity (Main)	
			L/min (SCFM)	@0.35MPa (50 psi) L/min (SCFM)	
Duplex tank mount					
SLMTDA0202-H35-385	Duplex	Main 2HP (1.5kW) × 1 + Backup 2HP (1.5kW) × 1	360 (12.7)	180 (6.4)	350 (92.5)
SLMTDA0302-H35-385	Duplex	Main 3HP (2.2kW) × 1 + Backup 3HP (2.2kW) × 1	540 (19.1)	270 (9.5)	350 (92.5)
SLMTDA0502-H35-385	Duplex	Main 5HP (3.7kW) × 1 + Backup 5HP (3.7kW) × 1	900 (31.8)	450 (15.9)	350 (92.5)
SLMTDA0702-H50-385	Duplex	Main 7.5HP (5.5kW) × 1 + Backup 7.5HP (5.5kW) × 1	1,364 (48.2)	682 (24.1)	500 (132.1)
SLMTDA1002-H50-385	Duplex	Main 10HP (7.5kW) × 1 + Backup 10HP (7.5kW) × 1	1,740 (61.4)	870 (30.7)	500 (132.1)

Note: Air delivery is discharge air volume at maximum pressure converted into atmospheric pressure.
If you need guaranteed value, please contact us.
Air delivery is discharge air volume at before dryer purge.
Specifications are subject to change without any notice.

Model	System	Output	Total Capacity (Main + Back up)		Air receiver tank Capacity
			@0.35MPa (50 psi)	NFPA System Capacity (Main)	
			L/min (SCFM)	@0.35MPa (50 psi) L/min (SCFM)	
Duplex frame mount					
SLMFDA0202-V35-385	Duplex	Main 2HP (1.5kW) × 1 + Backup 2HP (1.5kW) × 1	360 (12.7)	180 (6.4)	350 (92.5)
SLMFDA0302-V35-385	Duplex	Main 3HP (2.2kW) × 1 + Backup 3HP (2.2kW) × 1	540 (19.1)	270 (9.5)	350 (92.5)
SLMFDA0502-V35-385	Duplex	Main 5HP (3.7kW) × 1 + Backup 5HP (3.7kW) × 1	900 (31.8)	450 (15.9)	350 (92.5)
SLMFDA0702-V50-385	Duplex	Main 7.5HP (5.5kW) × 1 + Backup 7.5HP (5.5kW) × 1	1,364 (48.2)	682 (24.1)	500 (132.1)
SLMFDA1002-V50-385	Duplex	Main 10HP (7.5kW) × 1 + Backup 10HP (7.5kW) × 1	1,740 (61.4)	870 (30.7)	500 (132.1)
SLMFDA1004-V50-385	Duplex	Main 10HP (7.4kW) × 1 + Backup 10HP (7.4kW) × 1	1,800 (63.6)	900 (31.8)	500 (132.1)
SLMFDA1506-V80-385	Duplex	Main 15HP (11.1kW) × 1 + Backup 15HP (11.1kW) × 1	2,700 (95.3)	1,350 (47.7)	800 (211.3)
SLMFDA2008-V100-385	Duplex	Main 20HP (14.8kW) × 1 + Backup 20HP (14.8kW) × 1	3,600 (127.1)	1,800 (63.6)	1,000 (264.2)
Triplex frame mount					
SLMFTA1003-V50-385	Triplex	Main 5HP (3.7kW) × 2 + Backup 5HP (3.7kW) × 1	1,350 (47.7)	900 (31.8)	500 (132.1)
SLMFTA1503-V80-385	Triplex	Main 7.5HP (5.5kW) × 2 + Backup 7.5HP (5.5kW) × 1	2,046 (72.3)	1,364 (48.2)	800 (211.3)
SLMFTA2003-V80-385	Triplex	Main 10HP (7.5kW) × 2 + Backup 10HP (7.5kW) × 1	2,610 (92.2)	1,740 (61.4)	800 (211.3)
SLMFTA2006-V80-385	Triplex	Main 10HP (7.4kW) × 2 + Backup 10HP (7.4kW) × 1	2,700 (95.3)	1,800 (63.6)	800 (211.3)
SLMFTA3009-V100-385	Triplex	Main 15HP (11.1kW) × 2 + Backup 15HP (11.1kW) × 1	4,050 (143.0)	2,700 (95.3)	1,000 (264.2)
SLMFTA4012-V100-385	Triplex	Main 20HP (14.8kW) × 2 + Backup 20HP (14.8kW) × 1	5,400 (190.7)	3,600 (127.1)	1,000 (264.2)
Quadruplex frame mount					
SLMFQA1504-V50-385	Quadruplex	Main 5HP (3.7kW) × 3 + Backup 5HP (3.7kW) × 1	1,800 (63.6)	1,350 (47.7)	500 (132.1)
SLMFQA2204-V80-385	Quadruplex	Main 7.5HP (5.5kW) × 3 + Backup 7.5HP (5.5kW) × 1	2,728 (96.3)	2,046 (72.3)	800 (211.3)
SLMFQA3004-V100-385	Quadruplex	Main 10HP (7.5kW) × 3 + Backup 10HP (7.5kW) × 1	3,480 (122.9)	2,610 (92.2)	1,000 (264.2)
SLMFQA3008-V100-385	Quadruplex	Main 10HP (7.4kW) × 3 + Backup 10HP (7.4kW) × 1	3,600 (127.1)	2,700 (95.3)	1,000 (264.2)
SLMFQA4512-V100-385	Quadruplex	Main 15HP (11.1kW) × 3 + Backup 15HP (11.1kW) × 1	5,400 (190.7)	4,050 (143.0)	1,000 (264.2)
SLMFQA6016-V100-385	Quadruplex	Main 20HP (14.8kW) × 3 + Backup 20HP (14.8kW) × 1	7,200 (254.3)	5,400 (190.7)	1,000 (264.2)
Pentaplex frame mount					
SLMFPA6015-V100-385	Pentaplex	Main 15HP (11.1kW) × 4 + Backup 15HP (11.1kW) × 1	6,750 (238.4)	5,400 (190.7)	1,000 (264.2)
SLMFPA8020-V100-385	Pentaplex	Main 20HP (14.8kW) × 4 + Backup 20HP (14.8kW) × 1	9,000 (317.8)	7,200 (254.3)	1,000 (264.2)
Hexaplex frame mount					
SLMFHA7518-V100-385	Hexaplex	Main 15HP (11.1kW) × 5 + Backup 15HP (11.1kW) × 1	8,100 (286.0)	6,750 (238.4)	1,000 (264.2)
SLMFHA10024-V100-385	Hexaplex	Main 20HP (14.8kW) × 5 + Backup 20HP (14.8kW) × 1	10,800 (381.4)	9,000 (317.8)	1,000 (264.2)

Note: Air delivery is discharge air volume at maximum pressure converted into atmospheric pressure.
If you need guaranteed value, please contact us.
Air delivery is discharge air volume at before dryer purge.
Specifications are subject to change without any notice.

VSM Series (200L/min~5,000L/min)

Oil Free Scroll Vacuum Pump Unit For Hospital



Model	System	Output	NFPA System Capacity (Main)		Vacuum receiver tank Capacity L (gallons)
			50Hz @19"Hg	60Hz @19"Hg	
			L/min (SCFM)	L/min (SCFM)	
Duplex tank mount					
VSMTDA0202-H35-385	Duplex	Main 2HP (1.5kW) × 1 + Backup 2HP (1.5kW) × 1	141 (5.0)	171 (6.0)	350 (92.5)
VSMTDA0404-H35-385	Duplex	Main 4HP (3.0kW) × 1 + Backup 4HP (3.0kW) × 1	282 (10.0)	342 (12.1)	350 (92.5)
Triplex tank mount					
VSMTDA0403-H35-385	Triplex	Main 2HP (1.5kW) × 2 + Backup 2HP (1.5kW) × 1	282 (10.0)	342 (12.1)	350 (92.5)
VSMTDA0806-H35-385	Triplex	Main 4HP (3.0kW) × 2 + Backup 4HP (3.0kW) × 1	564 (19.9)	684 (24.2)	350 (92.5)

Note: Volume flow rate and NFPA system capacity (19"Hg) is shown with one or more pumps in reserve per NFPA99.

GVSA Series -Oil Free scroll vacuum pump-

Model	Motor rated output	Ultimate pressure	Displacement	Inlet connection	Control system
	HP (kW)	Pa	L/min	B	
GVSA-500B	2 (1.5)	Less than 500	423	Rc 1	None

VOM Series -Oil Lubricated rotary vane pump-

Model	System	Output	NFPA System Capacity (Main)		Vacuum receiver tank Capacity L (gallons)
			50Hz @19"Hg	60Hz @19"Hg	
			L/min (SCFM)	L/min (SCFM)	
Duplex tank mount					
VOMTDA0102-H35-385	Duplex	Main 1HP (0.75kW) × 1 + Backup 1HP (0.75kW) × 1	111 (3.9)	133 (4.7)	350 (92.5)
VOMTDA01502-H35-385	Duplex	Main 1.5HP (1kW) × 1 + Backup 1.5HP (1kW) × 1	139 (4.9)	167 (5.9)	350 (92.5)
VOMTDA0202-H35-385	Duplex	Main 2HP (1.4kW) × 1 + Backup 2HP (1.4kW) × 1	222 (7.9)	267 (9.4)	350 (92.5)
VOMTDA0302-H35-385	Duplex	Main 3HP (2kW) × 1 + Backup 3HP (2kW) × 1	350 (12.4)	422 (14.9)	350 (92.5)
VOMTDA0402-H35-385	Duplex	Main 4HP (3kW) × 1 + Backup 4HP (3kW) × 1	833 (29.5)	972 (34.4)	350 (92.5)
VOMTDA0502-H35-385	Duplex	Main 5HP (4kW) × 1 + Backup 5HP (4kW) × 1	1,111 (39.3)	1,333 (47.1)	350 (92.5)
Duplex frame mount					
VOMFDA0202-V35-385	Duplex	Main 2HP (1.4kW) × 1 + Backup 2HP (1.4kW) × 1	222 (7.9)	267 (9.4)	350 (92.5)
VOMFDA0302-V35-385	Duplex	Main 3HP (2kW) × 1 + Backup 3HP (2kW) × 1	350 (12.4)	422 (14.9)	350 (92.5)
VOMFDA0402-V35-385	Duplex	Main 4HP (3kW) × 1 + Backup 4HP (3kW) × 1	833 (29.5)	972 (34.4)	350 (92.5)
VOMFDA0502-V35-385	Duplex	Main 5HP (4kW) × 1 + Backup 5HP (4kW) × 1	1,111 (39.3)	1,333 (47.1)	350 (92.5)
VOMFDA07502-V50-385	Duplex	Main 7.5HP (5.5kW) × 1 + Backup 7.5HP (5.5kW) × 1	1,389 (49.1)	1,667 (58.9)	500 (132.1)
VOMFDA1002-V50-385	Duplex	Main 10HP (7.5kW) × 1 + Backup 10HP (7.5kW) × 1	1,667 (58.9)	2,000 (70.7)	500 (132.1)
VOMFDA1502-V80-385	Duplex	Main 15HP (11kW) × 1 + Backup 15HP (11kW) × 1	2,833 (100.1)	3,278 (115.8)	800 (211.3)
VOMFDA2002-V100-385	Duplex	Main 20HP (15kW) × 1 + Backup 20HP (15kW) × 1	3,500 (123.7)	4,222 (149.2)	1,000 (264.2)
VOMFDA2502-V100-385	Duplex	Main 25HP (18.5kW) × 1 + Backup 25HP (18.5kW) × 1	4,167 (147.3)	4,167 (147.3)	1,000 (264.2)
Triplex frame mount					
VOMFTA0403-V35-385	Triplex	Main 2HP (1.4kW) × 2 + Backup 2HP (1.4kW) × 1	444 (15.7)	533 (18.8)	350 (92.5)
VOMFTA0603-V35-385	Triplex	Main 3HP (2kW) × 2 + Backup 3HP (2kW) × 1	700 (24.7)	844 (29.8)	350 (92.5)
VOMFTA0803-V50-385	Triplex	Main 4HP (3kW) × 2 + Backup 4HP (3kW) × 1	1,667 (58.9)	1,944 (68.7)	500 (132.1)
VOMFTA1003-V80-385	Triplex	Main 5HP (4kW) × 2 + Backup 5HP (4kW) × 1	2,222 (78.5)	2,667 (94.2)	800 (211.3)
VOMFTA1503-V80-385	Triplex	Main 7.5HP (5.5kW) × 2 + Backup 7.5HP (5.5kW) × 1	2,778 (98.2)	3,333 (117.8)	800 (211.3)
VOMFTA2003-V100-385	Triplex	Main 10HP (7.5kW) × 2 + Backup 10HP (7.5kW) × 1	3,333 (117.8)	4,000 (141.4)	1,000 (264.2)
VOMFTA3003-V100-385	Triplex	Main 15HP (11kW) × 2 + Backup 15HP (11kW) × 1	5,667 (200.3)	6,556 (231.7)	1,000 (264.2)
VOMFTA4003-V100-385	Triplex	Main 20HP (15kW) × 2 + Backup 20HP (15kW) × 1	7,000 (247.4)	8,445 (298.4)	1,000 (264.2)
VOMFTA5003-V100-385	Triplex	Main 25HP (18.5kW) × 2 + Backup 25HP (18.5kW) × 1	8,334 (294.5)	8,334 (294.5)	1,000 (264.2)
Quadruplex frame mount					
VOMFQA0604-V50-385	Quadruplex	Main 2HP (1.4kW) × 3 + Backup 2HP (1.4kW) × 1	667 (23.6)	800 (28.3)	500 (132.1)
VOMFQA0904-V50-385	Quadruplex	Main 3HP (2kW) × 3 + Backup 3HP (2kW) × 1	1,050 (37.1)	1,267 (44.8)	500 (132.1)
VOMFQA1204-V80-385	Quadruplex	Main 4HP (3kW) × 3 + Backup 4HP (3kW) × 1	2,500 (88.4)	2,917 (103.1)	800 (211.3)
VOMFQA1504-V100-385	Quadruplex	Main 5HP (4kW) × 3 + Backup 5HP (4kW) × 1	3,333 (117.8)	4,000 (141.4)	1,000 (264.2)
VOMFQA22504-V100-385	Quadruplex	Main 7.5HP (5.5kW) × 3 + Backup 7.5HP (5.5kW) × 1	4,167 (147.3)	5,000 (176.7)	1,000 (264.2)
VOMFQA3004-V100-385	Quadruplex	Main 10HP (7.5kW) × 3 + Backup 10HP (7.5kW) × 1	5,000 (176.7)	6,000 (212.0)	1,000 (264.2)
VOMFQA4504-V100-385	Quadruplex	Main 15HP (11kW) × 3 + Backup 15HP (11kW) × 1	8,500 (300.4)	9,834 (347.5)	1,000 (264.2)
VOMFQA6004-V100-385	Quadruplex	Main 20HP (15kW) × 3 + Backup 20HP (15kW) × 1	10,500 (371.1)	12,667 (447.6)	1,000 (264.2)
VOMFQA7504-V100-385	Quadruplex	Main 25HP (18.5kW) × 3 + Backup 25HP (18.5kW) × 1	12,500 (441.8)	12,500 (441.8)	1,000 (264.2)

Note: Volume flow rate and NFPA system capacity (19"Hg) is shown with one or more pumps in reserve per NFPA99.

Air Filter

A solid foreign substance, oil, and bad smell delete

- Effectively removes moisture and dust from compressed air to make the air clean.
- Various models are available from which you can choose for the intended application.

Air delivery is discharged air volume at maximum pressure converted into atmospheric pressure. If you need guaranteed value, please contact us.



Item	Model	Connection port size	Drain trap	Rated flow			Filtration	Max. Operating pressure	Ambient and flued temperature
				(0.7Mpa)	(1.0Mpa)	(1.4Mpa)			
				L/min	L/min	L/min	µm	Mpa	°C
Main Line Filter	ALF800-10	Rc 1/4	Manual	800	900	-	5	1.0	5-60
	ALF800-10D	Rc 1/4	Auto	800	900	-	5	1.0	5-60
	ALF1300B-14D	Rc 3/8B	Auto	1,300	1,700	2,400	3	1.4	5-60
	ALF2000B-14D	Rc 1/2B	Auto	2,000	2,700	3,700	3	1.4	5-60
	ALF3000B-14D	Rc 3/4B	Auto	3,000	4,100	5,600	3	1.4	5-60
Mist Separator	ASF650-10	Rc 1/4	Manual	3,000	730	-	0.3	1.0	5-60
	ASF650-10D	Rc 1/4	Auto	650	730	-	0.3	1.0	5-60
	ASF1300B-14D	Rc 3/8B	Auto	1,300	1,700	2,400	0.3	1.4	5-60
	ASF2000B-14D	Rc 1/2B	Auto	2,000	2,700	3,700	0.3	1.4	5-60
	ASF3000B-14D	Rc 3/4B	Auto	3,000	4,100	5,600	0.3	1.4	5-60
Micro Mist Separator	AMF500-10	Rc 1/4	Manual	500	560	-	0.01	1.0	5-60
	AMF500-10D	Rc 1/4	Auto	500	560	-	0.01	1.0	5-60
	AMF1200B-14D	Rc 3/8B	Auto	1,200	1,600	2,200	0.01	1.4	5-60
	AMF1750B-14D	Rc 1/2B	Auto	1,750	2,400	3,100	0.01	1.4	5-60
	AMF3000B-14D	Rc 3/4B	Auto	3,000	4,100	5,600	0.01	1.4	5-60
Carbon filter	ACF500-10	Rc 1/4	-	500	560	-	0.01	1.0	5-60
	ACF500-10	Rc 1/4	-	500	560	-	0.01	1.0	5-60
	ACF1000-14	Rc 3/8B	-	1,000	1,600	-	0.01	1.0	5-60
	ACF2000-14	Rc 1/2B	-	2,000	2,400	-	0.01	1.0	5-60
	ACF3700-14	Rc 3/4B	-	3,700	4,100	-	0.01	1.0	5-60

Air Dryer

High-quality model for hot incoming air

Compressed air exhausted from an air compressor contains lots of hot moisture. Using such compressed air as is will damage pneumatic equipment. The refrigerated air dryer forcibly cools incoming compressed air to condense moisture.



	Allowable conditions			Measurement conditions		Electric rating		Connection port size
	Inlet air temperature	Inlet air pressure	Ambient temperature	Air processing capacity	Outlet air pressure dew point	Power supply	Power consumption	
	°C	MPa	°C	L/min	°C		kW	
RDGW-22B-5	10-80	0.2-1.0	2-43	320	3-15	1Phase/220V/50Hz	0.27	1/2
RDGW-55B-5	10-80	0.2-1.0	2-43	700	3-15	1Phase/220V/50Hz	0.28	3/4
RDGW-75B-5	10-80	0.2-1.0	2-43	1,100	3-15	1Phase/220V/50Hz	0.37	1
RDGW-150B-5	10-80	0.2-1.0	2-43	2,800	3-15	1Phase/220V/50Hz	0.74	1
RDGW-220B-5	10-80	0.2-1.0	2-43	4,600	3-15	1Phase/220V/50Hz	1.90	1-1/2
RDGW-370B-5	10-80	0.2-1.0	2-43	7,600	3-15	1Phase/220V/50Hz	2.00	1-1/2
RDGW-550B-5	10-80	0.2-1.0	2-43	8,800	3-15	1Phase/220V/50Hz	3.00	2
RDGW-660B-5	10-80	0.2-1.0	2-43	10,700	3-15	3 Phase/380V/50Hz	3.00	2
RDGW-750B-5	10-80	0.2-1.0	2-43	14,900	3-15	3 Phase/380V/50Hz	4.40	2

A : Inlet Air Temperature Coefficient

Inlet Air Temperature °C	50			60			70			80			
	5	10	15	5	10	15	5	10	15	5	10	15	
Outlet dew point °C													
Ambient temperature	30 °C	0.78	1.06	1.27	0.62	0.8	0.92	0.53	0.68	0.82	0.48	0.63	0.79
	35 °C	0.73	1.00	1.21	0.57	0.7	0.86	0.47	0.60	0.74	0.41	0.57	0.71
	40 °C	0.55	0.75	0.91	0.44	0.56	0.66	0.37	0.46	0.55	0.33	0.42	0.51

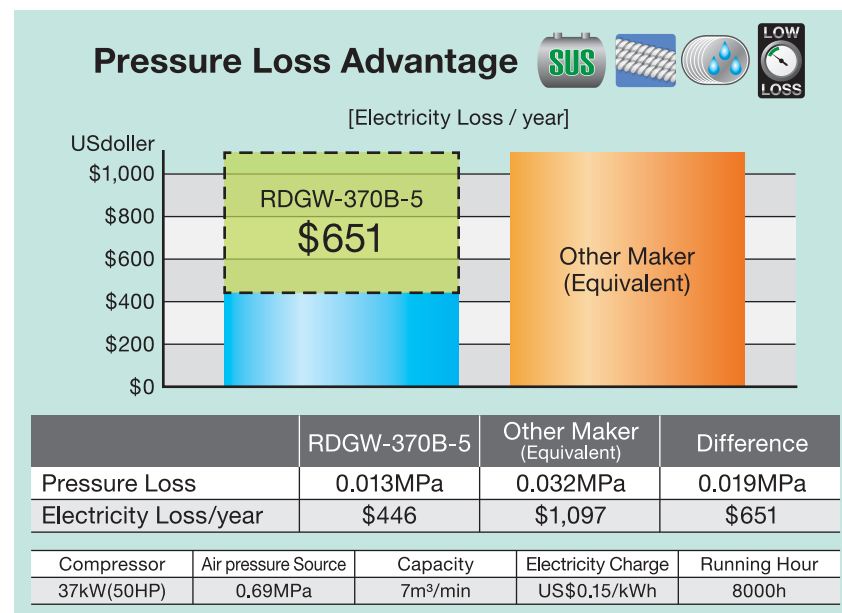
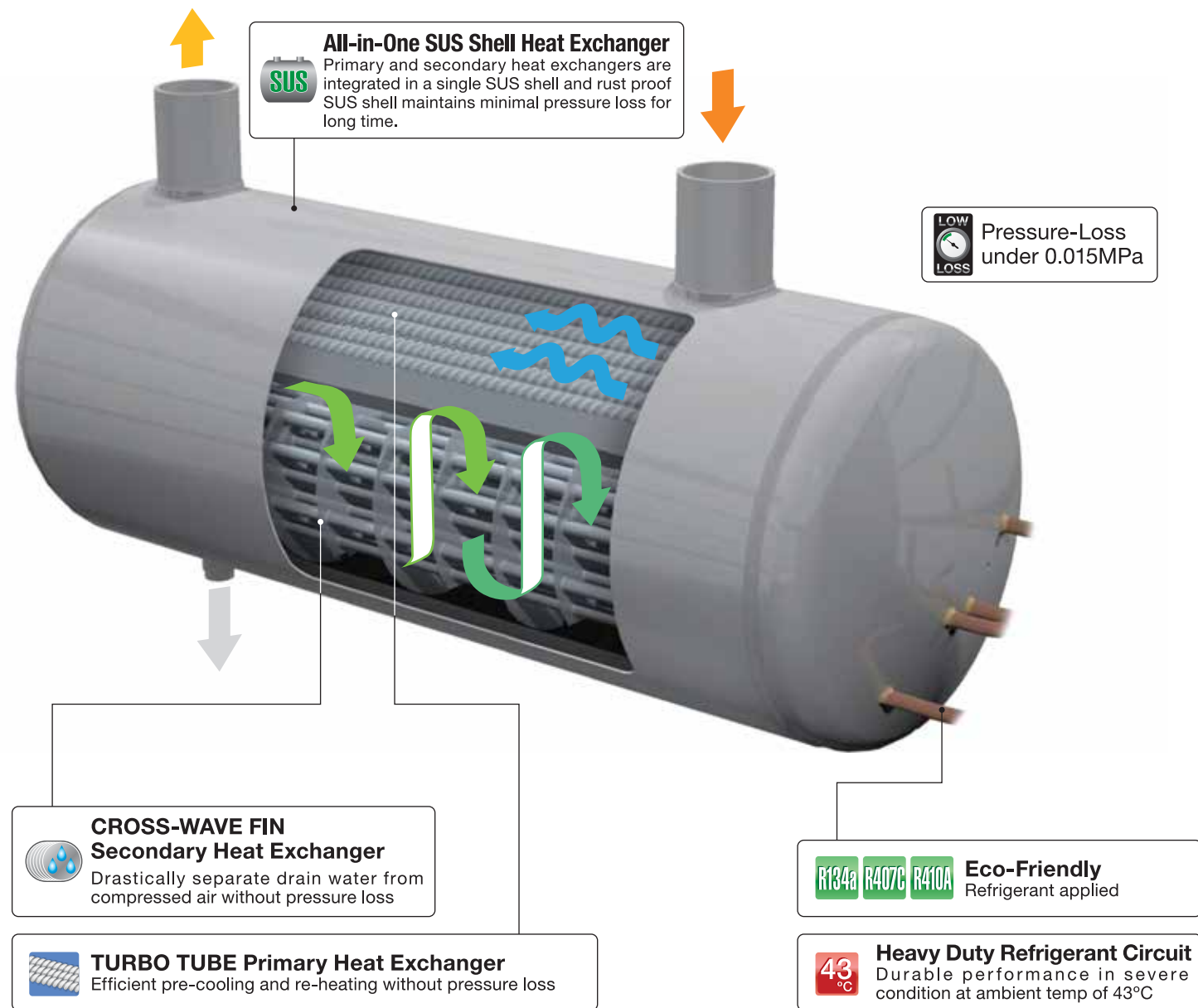
B : Air Pressure Coefficient

Air Pressure MPa	0.20	0.29	0.39	0.49	0.59	0.69	0.78	0.88	0.93	0.98
Coefficient	0.67	0.73	0.80	0.87	0.93	1.00	1.07	1.13	1.16	1.20

Calculate the necessary air capacity for the model selection.

$$\text{Air capacity required} = \text{Intake air volume} / (\text{A} \times \text{B})$$

The air processing capacity indicated above is converted to a value atmospheric pressure, 32°C, And 75%RH based on ANR. Specifications are subject to change without you.



Ni NICKEL-PLATED Copper Pipe
Anti-corrosion and prevention gas leakage
NICKEL-PLATED Copper Pipe

Copper pipe not plated

Condenser Filter
Protection against dust and easy maintenance

Medical Gas Equipment Series



Valve box



Secondary



Outlets



Alarm box



Manifold



IMPORTANT

Please observe all safety precautions written in instruction manuals, local and national laws and regulations, and corporate regulations. Make sure to read and follow all the safety precautions written in instruction manuals and local laws and regulations related to this product.